

Scaled data based on original data using  
LM-79-08 Approved Method: Electrical and Photometric Measurements of Solid-  
State Lighting Products

Test Report Prepared for  
Cooper Lighting Solutions  
(formerly Eaton)

Brand: McGRAW-EDISON

Report Number: P200133

Luminaire Tested: **GWC-AF-01-LED-E1-SL3-800**

Issue Date: 3/3/2020

**Test Information**

Test Method: LM-79-08  
Report Number: P200133  
TEST IS SCALED FROM IESNA LM-79-08 TEST DATA (P24288)  
Test Lab: INNOVATION CENTER P2  
Issue Date: 3/3/2020  
Manufacturer: COOPER LIGHTING SOLUTIONS (FORMERLY EATON)  
Product Line: MCGRAW-EDISON  
Catalog Number: GWC-AF-01-LED-E1-SL3-800  
Description: GALLEON WALL LUMINAIRE  
(1) 70 CRI, 4000K, 800mA LIGHTSQUARE WITH 16 LEDS EACH AND TYPE III SPILL  
LIGHT ELIMINATOR OPTICS  
Light Source: -  
Ballast/Driver: ELECTRONIC DRIVER

**Summary**

Lumens per Lamp: N/A  
Luminaire Lumens: 5254.9 lumens  
Efficiency: N/A  
Efficacy: 119.4 lumens/watt  
Luminous Opening: Rectangular (W 0.5' x L: 0.5' x H: 0')  
IES Classification: Type III - Medium - Non-Cutoff  
BUG Rating: B1 - U0 - G2

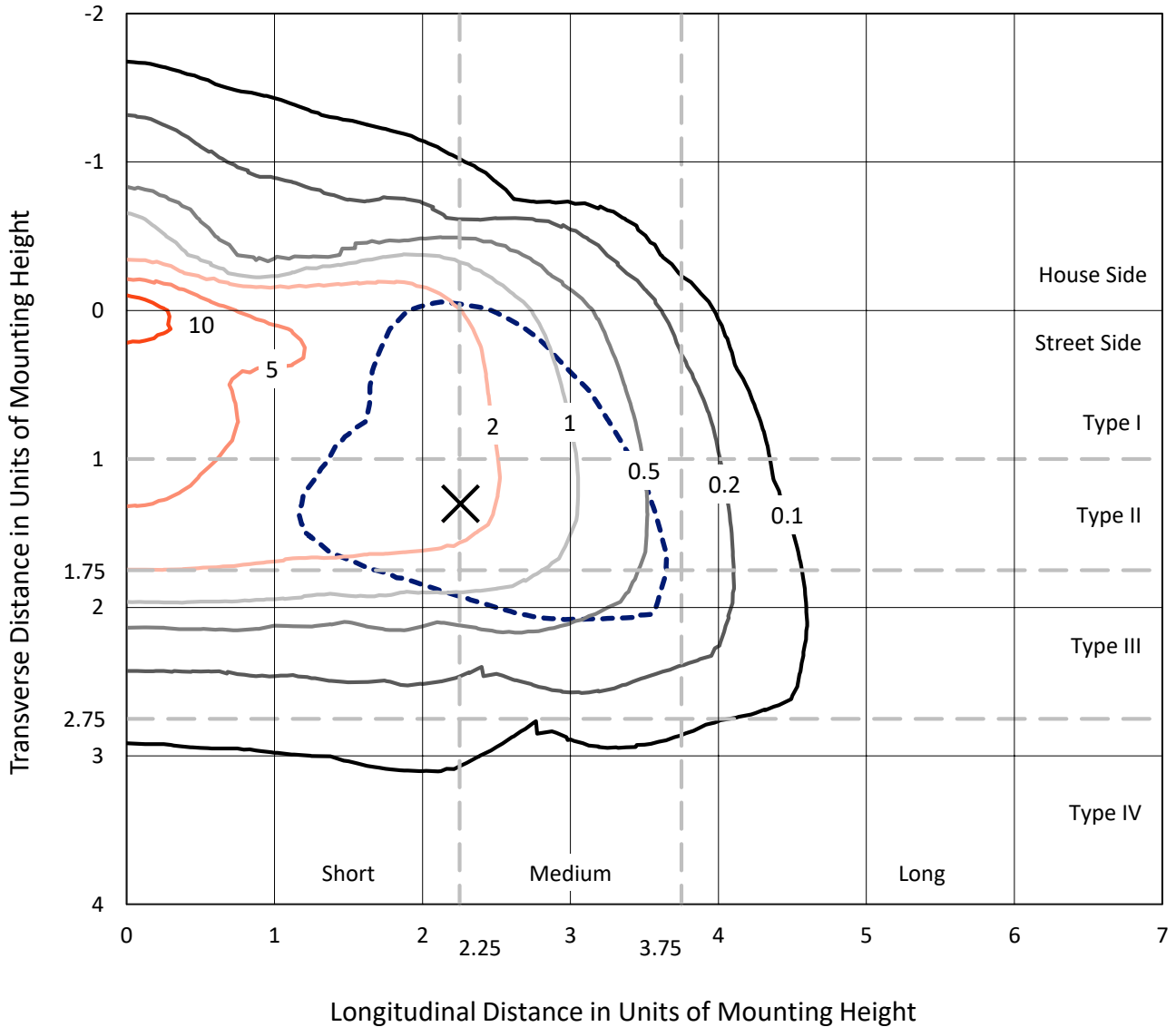
Input Watts (W): 44  
Input Voltage (V): NR  
Input Current (Ain): NR  
Voltage Rise (V): NR  
Power Factor: NR  
Total Harmonic Distortion (THDi): NR  
Frequency (hertz): 60  
Stabilization Time: NR  
Operation Time: NR  
Ambient Temperature (°C): NR  
Test Distance: 25 FT



REPORT NUMBER: P200133  
 CATALOG NUMBER: GWC-AF-01-LED-E1-SL3-800

### Iso-Footcandle Lines of Horizontal Illumination

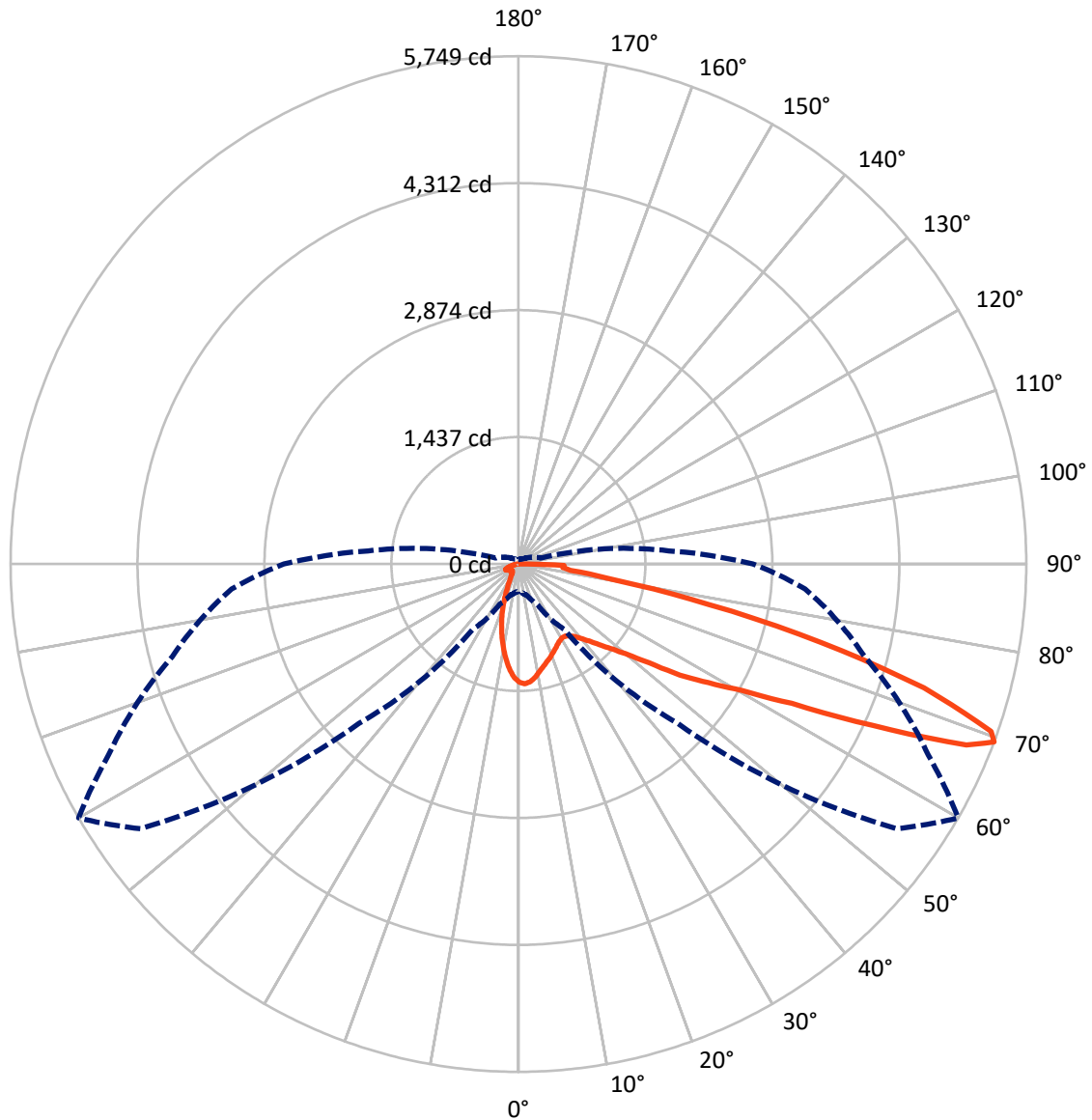
× Max cd  
 - - - 1/2 Max cd



Based on 10 foot mounting height. Maximum calculated value = 13.4 fc  
 Type III - Medium - Non-Cutoff

REPORT NUMBER: P200133  
CATALOG NUMBER: GWC-AF-01-LED-E1-SL3-800

### Luminous Intensity Polar Plot



— Vertical Plane Through 60-Deg Lateral    - - - Horizontal Cone Through 69-Deg Vertical

REPORT NUMBER: P200133

CATALOG NUMBER: GWC-AF-01-LED-E1-SL3-800

**FLUX DISTRIBUTION:**

		Downward	Upward	Total
<b>House Side</b>	Lumens	747.6	0.0	747.6
	% Fixture	14.2	0.0	14.2
<b>Street Side</b>	Lumens	4507.3	0.0	4507.3
	% Fixture	85.8	0.0	85.8
<b>Total</b>	Lumens	5254.9	0.0	5254.9
	% Fixture	100.0	0.0	100.0

**Coefficient of Utilization**

**ZONAL LUMENS:**

Zone	Lumens	% Fixture
0°-10°	113.2	2.2
10°-20°	241.2	4.6
20°-30°	307.4	5.8
30°-40°	422.5	8.0
40°-50°	685.6	13.0
50°-60°	1099.6	20.9
60°-70°	1463.4	27.8
70°-80°	790.1	15.0
80°-90°	131.8	2.5
90°-100°	0.0	0.0
100°-110°	0.0	0.0
110°-120°	0.0	0.0
120°-130°	0.0	0.0
130°-140°	0.0	0.0
140°-150°	0.0	0.0
150°-160°	0.0	0.0
160°-170°	0.0	0.0
170°-180°	0.0	0.0
0°-90°	5254.9	100.0
0°-180°	5254.9	100.0



REPORT NUMBER: P200133

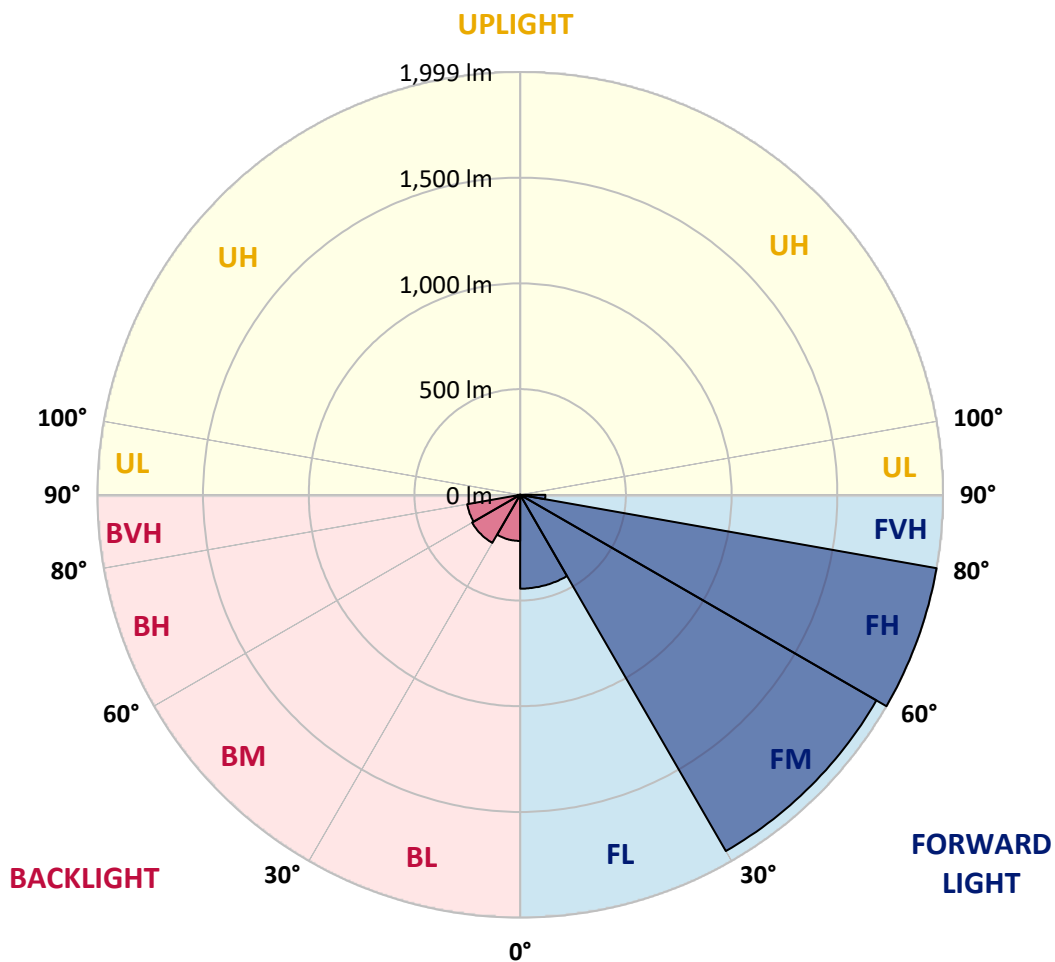
CATALOG NUMBER: GWC-AF-01-LED-E1-SL3-800

**LUMINAIRE CLASSIFICATION SYSTEM LUMEN TABLE AND BUG RATING:**

Zone	Lumens	% Fixture	Zone Rating/Lumen Limit		
			B	U	G
FL (0°-30°)	443.7	8.4			
FM (30°-60°)	1945.1	37.0			
FH (60°-80°)	1999.4	38.0			G2/5000
FVH (80°-90°)	119.1	2.3			G2/225
BL (0°-30°)	218.1	4.2	B1/500		
BM (30°-60°)	262.6	5.0	B1/1000		
BH (60°-80°)	254.2	4.8	B1/500		G1/500
BVH (80°-90°)	12.7	0.2			G1/100
UL (90°-100°)	0.0	0.0		U0/0	
UH (100°-180°)	0.0	0.0		U0/0	

**BUG Rating: B1-U0-G2**

Type III Medium





REPORT NUMBER: P200133

CATALOG NUMBER: GWC-AF-01-LED-E1-SL3-800

**CANDELA DISTRIBUTION (FULL):**

	0°	5°	15°	25°	35°	45°	55°	60°	65°	75°	85°
0°	1339.0	1339.0	1339.0	1339.0	1339.0	1339.0	1339.0	1339.0	1339.0	1339.0	1339.0
2.5°	1366.5	1369.5	1368.2	1367.5	1369.7	1366.2	1358.8	1356.5	1353.0	1344.6	1330.3
5°	1315.2	1324.3	1323.8	1330.7	1342.1	1345.1	1341.8	1342.3	1335.8	1325.3	1301.7
7.5°	1226.6	1230.4	1232.5	1247.4	1268.3	1284.9	1299.1	1303.8	1300.7	1291.8	1261.4
10°	1135.2	1138.2	1143.0	1160.5	1186.9	1210.0	1237.0	1252.5	1259.0	1257.5	1223.6
12.5°	1056.7	1059.8	1066.1	1086.0	1117.5	1145.8	1185.0	1204.2	1220.0	1229.4	1192.9
15°	986.4	993.1	999.1	1021.9	1057.2	1094.6	1138.7	1163.1	1187.4	1208.5	1165.7
17.5°	931.6	938.3	941.7	962.6	1000.1	1045.9	1097.6	1126.3	1156.8	1191.3	1138.7
20°	899.9	903.0	901.4	913.1	946.8	995.3	1056.7	1090.1	1126.8	1175.1	1111.8
22.5°	891.0	891.3	885.7	884.4	906.2	947.0	1013.1	1053.4	1098.6	1164.4	1088.7
25°	912.6	911.9	896.6	884.1	886.4	910.3	971.0	1017.9	1075.0	1162.1	1070.9
27.5°	960.6	962.8	940.2	916.9	893.8	893.0	939.0	988.5	1055.8	1172.5	1063.4
30°	1027.9	1031.6	1007.5	977.8	934.4	898.6	926.5	971.0	1043.8	1194.1	1062.1
32.5°	1101.4	1105.5	1087.2	1056.0	999.1	933.1	935.2	972.5	1043.3	1224.3	1070.7
35°	1179.9	1184.5	1175.1	1148.7	1085.5	996.9	968.1	997.1	1059.8	1270.5	1093.8
37.5°	1267.4	1274.6	1277.1	1252.0	1184.5	1080.8	1022.2	1043.8	1097.1	1334.7	1136.2
40°	1393.6	1403.5	1402.8	1366.7	1297.9	1194.3	1105.7	1111.3	1155.2	1420.5	1204.0
42.5°	1635.3	1637.3	1574.1	1495.7	1422.8	1313.7	1204.2	1199.7	1235.4	1529.1	1303.8
45°	1942.7	1934.3	1793.6	1642.1	1553.2	1450.7	1332.4	1310.1	1337.2	1661.7	1428.7
47.5°	2197.8	2178.5	2000.8	1791.6	1691.3	1599.7	1483.0	1443.9	1458.8	1812.0	1590.1
50°	2286.4	2271.9	2124.7	1916.0	1822.1	1781.5	1668.2	1612.9	1617.0	1991.2	1779.2
52.5°	2267.4	2265.3	2167.0	1998.0	1944.4	1972.4	1930.7	1855.8	1816.2	2190.1	1983.3
55°	2222.4	2226.8	2191.2	2093.5	2084.4	2156.7	2273.7	2218.4	2095.2	2390.9	2194.2
57.5°	2066.3	2077.5	2155.7	2213.6	2309.5	2417.1	2549.9	2534.2	2395.5	2608.0	2445.1
60°	1664.8	1690.6	1900.2	2190.1	2541.2	2877.9	2937.2	2900.7	2705.2	2877.4	2776.3
62.5°	1166.4	1193.3	1442.6	1896.2	2503.2	3398.2	3629.7	3472.1	3150.0	3274.1	3205.0
65°	624.4	637.4	827.8	1315.7	2113.2	3505.6	4641.8	4402.0	3854.1	3763.2	3571.8
67.5°	344.4	351.6	424.4	664.3	1353.5	3087.0	5286.5	5467.8	4734.2	4088.9	3505.0
69°	311.5	318.0	365.8	503.1	905.7	2552.4	5223.6	5748.8	5120.1	4056.7	3258.3
70°	304.6	310.7	353.6	463.8	733.1	2103.9	5012.7	5677.0	5211.9	3941.2	3043.1
72.5°	274.2	280.8	322.3	416.5	626.5	1048.9	3970.6	4799.9	4731.9	3417.3	2308.2
75°	255.6	261.7	332.3	408.0	599.9	663.8	2617.6	3537.6	3478.4	2390.4	1244.6
77.5°	109.5	108.9	154.1	345.2	608.8	642.7	1406.6	2210.0	2016.2	1021.7	357.4
80°	73.1	71.8	73.1	101.6	558.2	646.3	736.9	1121.8	847.3	260.4	176.2
82.5°	62.9	61.9	64.2	61.9	196.2	737.6	626.5	596.5	402.8	148.0	87.4
85°	42.4	40.6	55.3	55.5	92.7	655.4	705.7	503.9	325.9	87.9	43.2
87.5°	20.4	19.8	32.2	39.4	54.3	266.3	791.8	516.3	328.8	44.9	20.6
90°	0.0	0.0	0.0	0.0	0.0	0.0	0.0	0.0	0.0	0.0	0.0



REPORT NUMBER: P200133

CATALOG NUMBER: GWC-AF-01-LED-E1-SL3-800

**CANDELA DISTRIBUTION (continued):**

	90°	95°	105°	115°	125°	135°	145°	155°	165°	175°	180°
0°	1339.0	1339.0	1339.0	1339.0	1339.0	1339.0	1339.0	1339.0	1339.0	1339.0	1339.0
2.5°	1326.1	1315.7	1305.5	1293.3	1280.6	1266.4	1259.4	1252.2	1250.5	1248.4	1241.2
5°	1289.5	1274.8	1249.4	1221.5	1192.0	1163.4	1141.5	1127.8	1117.5	1112.0	1102.7
7.5°	1242.3	1220.7	1176.3	1128.1	1078.6	1033.4	994.3	969.7	946.3	935.4	923.0
10°	1197.4	1165.1	1096.1	1025.0	953.9	885.7	821.4	776.0	735.6	713.1	697.0
12.5°	1158.8	1114.6	1019.0	922.7	825.2	728.0	631.8	556.2	493.0	459.7	442.7
15°	1121.3	1068.0	945.6	823.5	698.4	566.1	439.7	353.8	301.6	280.8	273.6
17.5°	1087.2	1019.0	872.0	723.4	567.3	407.4	295.4	248.3	228.2	221.4	219.1
20°	1050.4	969.5	795.5	618.9	430.8	284.8	230.8	209.9	201.8	199.8	198.8
22.5°	1014.9	920.7	722.4	507.0	309.4	219.8	198.2	189.7	188.3	190.2	190.2
25°	984.7	877.1	643.5	389.9	227.2	185.1	177.5	175.4	180.2	186.8	188.1
27.5°	962.1	841.3	559.5	287.9	181.0	160.9	160.7	164.0	175.9	188.6	191.2
30°	946.5	807.2	469.6	207.7	151.8	141.7	145.7	152.8	170.3	188.3	193.1
32.5°	938.8	782.0	375.9	160.7	130.0	124.4	131.2	139.8	157.1	173.9	180.2
35°	944.8	763.5	287.7	134.0	114.8	110.4	117.5	125.9	136.1	143.2	148.0
37.5°	967.6	756.2	217.1	120.1	104.3	100.2	105.9	110.7	114.8	116.7	119.1
40°	1016.9	764.0	173.9	112.9	98.5	93.4	95.7	97.5	100.0	102.1	103.0
42.5°	1089.5	787.7	155.9	110.2	95.4	88.1	87.6	88.4	91.7	95.4	96.2
45°	1191.0	829.3	154.6	111.9	93.9	83.8	81.5	82.4	87.6	93.4	94.4
47.5°	1320.7	892.7	164.7	117.2	95.2	81.5	77.6	79.0	85.3	93.2	94.4
50°	1477.9	981.3	181.8	125.1	100.8	82.0	76.4	77.1	83.8	92.4	93.7
52.5°	1663.4	1107.0	200.3	132.8	106.6	85.3	77.4	75.6	81.7	89.3	90.8
55°	1869.9	1268.3	219.3	139.6	109.7	89.3	79.5	73.7	77.9	84.3	85.5
57.5°	2123.1	1493.6	252.4	146.2	111.7	92.2	81.5	71.6	73.1	77.6	78.7
60°	2466.1	1812.5	310.5	157.1	116.3	93.2	81.2	69.8	68.3	70.8	71.3
62.5°	2877.0	2158.7	359.0	170.8	123.9	93.9	79.7	68.5	64.2	64.2	64.8
65°	3121.0	2251.3	332.0	182.3	130.2	93.2	77.9	67.3	61.2	58.4	58.6
67.5°	2914.1	1980.0	284.6	184.5	130.0	89.6	75.2	65.0	58.1	53.8	53.6
69°	2655.0	1708.3	263.2	178.4	123.9	85.0	71.6	62.4	55.9	51.2	51.0
70°	2446.1	1542.6	249.3	171.9	117.2	81.7	68.7	60.1	54.1	49.7	49.2
72.5°	1778.4	1010.8	213.0	147.7	96.7	68.5	59.4	52.8	48.2	45.7	45.2
75°	888.7	482.0	172.9	119.8	74.2	54.8	48.7	44.2	41.8	41.3	41.1
77.5°	292.0	220.9	123.6	89.3	55.0	42.9	39.4	36.0	35.5	37.0	36.5
80°	160.4	128.5	78.5	59.1	37.5	31.5	31.0	29.2	30.0	32.5	32.0
82.5°	81.7	66.8	48.5	35.5	25.4	22.6	24.7	23.6	24.7	26.9	26.7
85°	40.4	36.5	30.7	21.6	16.8	14.4	17.5	18.3	18.8	20.6	20.6
87.5°	23.3	21.6	16.3	10.1	8.4	7.6	10.1	9.9	11.7	12.7	12.5
90°	0.0	0.0	0.0	0.0	0.0	0.0	0.0	0.0	0.0	0.0	0.0

(END OF REPORT)